



District Report Card: 2017


State: Uttarakhand	District: Uttarkashi
Class: 3	Subject: Mathematics
Schools: 61	Students: 605


Participation/Coverage


Students

<div>GENDER</div> <div></div>	Boys		Girls	
	Number	%	Number	%
	270	44.63	335	55.37

<div>AREA</div> <div></div>	Rural		Urban	
	Number	%	Number	%
	587	97.02	18	2.98

<div>CATEGORY</div> <div></div>	SC		ST		OBC		GEN	
	Number	%	Number	%	Number	%	Number	%
	237	39.17	8	1.32	317	52.40	43	7.11

<div>CWSN</div> <div></div>	LD	VI	HI	S&LD	ID	Oth
	3	0	2	2	3	1

<div>Management</div> <div></div>	Government		Government-aided	
	Number	%	Number	%
	605	100.00	0	0.00

Average Performance of Students in Mathematics (%)

Overall	Gender		Area		Management		Social Group			
	Male	Female	Rural	Urban	Govt.	Aided	SC	ST	OBC	GEN
57.08	58.91	55.60	57.46	44.81	57.08	0.00	53.25	61.67	60.13	54.88

Performance on Learning Outcomes (LOs)

Learning Outcomes	Description	Average Performance(%)
M301	Reads and writes numbers up to 999 using place value	52.25
M302	Compares numbers up to 999 based on their place values	67.44
M303	Solves simple daily life problems using addition and subtraction of three digit numbers with and without regrouping	51.28
M304	Constructs and uses the multiplication facts (up till 10) in daily life situations	55.45
M305	Analyses and applies an appropriate number operation in the situation/ context	50.08
M306	Explains the meaning of division facts by equal grouping/sharing and finds it by repeated subtraction	55.04
M309	Identifies and makes 2D-shapes by paper folding, paper cutting on the dot grid, using straight lines etc.	75.19
M311	Fills a given region leaving no gaps using a tile of a given shape	36.66
M312	Estimates and measures length and distance using standard units like centimeters or meters & identifies relationships	38.44
M317	Reads the time correctly to the hour using a clock/watch	62.31
M318	Extends patterns in simple shapes and numbers	53.31
M319	Records data using tally marks, represents pictorially and draws conclusions	73.39

Range of Performance of Students who Answered Correctly							
Below 30%		30% - 50%		50% - 75%		Above 75%	
Number	%	Number	%	Number	%	Number	%
66	10.91	170	28.10	241	39.83	128	21.16

Lowest Performing Learning Outcomes (LOs)

- 1 - Fills a given region leaving no gaps using a tile of a given shape (36.66)
- 2 - Estimates and measures length and distance using standard units like centimeters or meters & identifies relationships (38.44)
- 3 - Analyses and applies an appropriate number operation in the situation/ context (50.08)
- 4 - Solves simple daily life problems using addition and subtraction of three digit numbers with and without regrouping (51.28)
- 5 - Reads and writes numbers up to 999 using place value (52.25)